
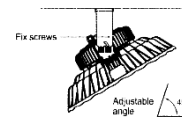


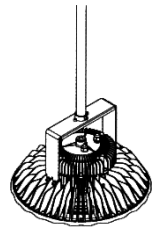
High Bay Light Series



Loop hanging



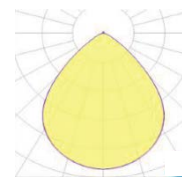
±45°
adjustable
bracket



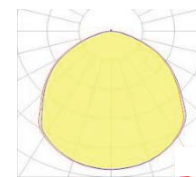
Pipe
mounting
bracket

Specification

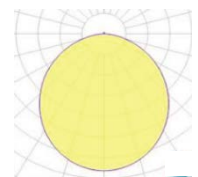
- Nichia LED from Japan, high lumen efficiency
- Different lens angle: 90° 120°
- Aluminium heatsink
- High strength toughened glass + PC (optional)
- Internal Meanwell LED driver
- Meet IK08 / IK10(PC lens only) shock-proof
- Can be loop hanging/ceiling mounting/wall mounting
- 1-10V dimming, DALI control, microwave motion sensor and Zigbee control version available




Lens (90°)



Clear PC (120°)


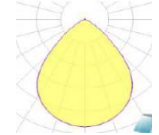

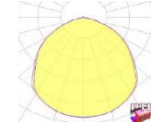






Milky PC (120°)




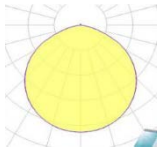

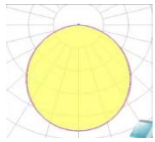

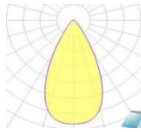









Model	Size	Wattage	Lumen	CCT	CRI	Input voltage
HBE050	Φ264x122mm	50W	6250lm	3000K/4000K/5000K	>70 / >80	AC100-240V
HBE070	Φ264x173mm	70W	8750lm	3000K/4000K/5000K	>70 / >80	AC100-240V
HBE090	Φ264x173mm	90W	11250lm	3000K/4000K/5000K	>70 / >80	AC100-240V
HBE100	Φ383x182mm	100W	13000lm	3000K/4000K/5000K	>70 / >80	AC100-240V
HBE120	Φ383x182mm	120W	15600lm	3000K/4000K/5000K	>70 / >80	AC100-240V
HBE150	Φ383x182mm	150W	19500lm	3000K/4000K/5000K	>70 / >80	AC100-240V
HBE200	Φ383x201mm	200W	26000lm	3000K/4000K/5000K	>70 / >80	AC100-240V
HBE240	Φ383x203.5mm	240W	32400lm	3000K/4000K/5000K	>70 / >80	AC100-240V
HBE300	Φ383x257mm	300W	40500lm	3000K/4000K/5000K	>70 / >80	AC100-240V


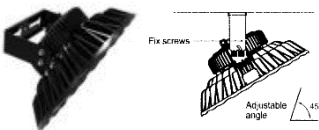

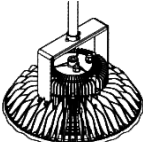
Optical accessories for 50W-90W

90° Lens		
Clear PC		
Frosted PC		
90° Aluminium reflector		

High Bay Light Series


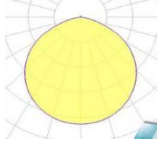

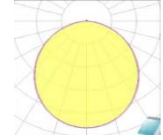

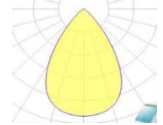

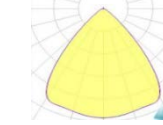





Accessories for 100W-200W


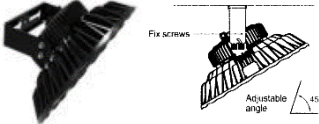

Clear PC		
Frosted PC		
50° Lens		
90° Lens		
120° Lens		
90° Aluminium reflector		
PC diffuser with cover		
PC diffuser		

Non-adjustable bracket	
±45° adjustable bracket	 <p>Fix screws</p> <p>Adjustable angle 45°</p>
±180° adjustable bracket	
Pipe mounting bracket	

High Bay Light Series

Accessories for 240W-300W

Clear PC		
Frosted PC		
60° Lens		
90° Lens		
90° Aluminium reflector		
PC diffuser with cover		
PC diffuser		

Non-adjustable bracket	
±45° adjustable bracket	 <small>Fix screws</small> <small>Adjustable angle 45°</small>
±180° adjustable bracket	
Pipe mounting bracket	