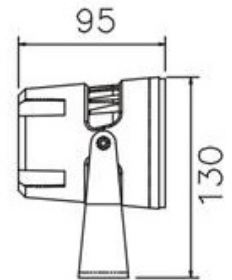
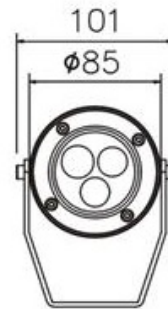
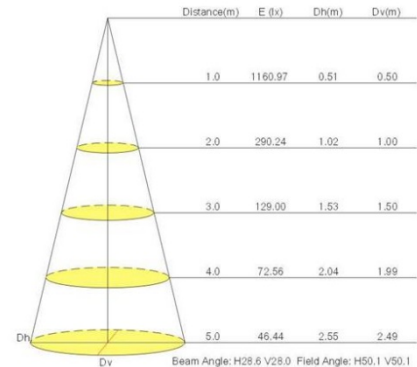
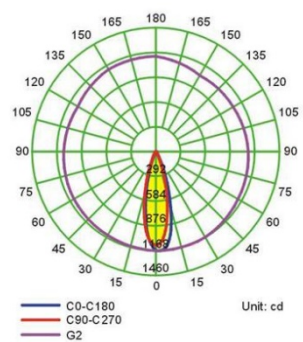


Flood Light Series



Distribution Curve Flux (SBC Case)



Model No.	FLSA0035A	FLSA0060A	FLSA0080A	FLSA0100A
LED chip				
Wattage	3.5 W	6 W	8 W	10 W
Input Voltage	AC100-240V			
Output Lumen	280 lm	480 lm	640 lm	800 lm
Color temperature	3000K / 4000K / 6000K / RGB			3000K / 4000K / 6000K
CRI (Ra)	>80			
Beam Angle	5° / 12.5° / 20° / 30° / 45°			25°
Protection Grade	IP66			
Ambient Temperature	-25°C ~ 50°C			

*另有其他瓦數可供選擇